


# Microsoft 365 (Android)

## Install Outlook App:



### Welcome to Outlook

Designed to work with your favourite Samsung devices.


ADD ACCOUNT

[CREATE NEW ACCOUNT](#)

### Sign In:

Tap on **Add Account** > **Sign in with Microsoft 365 Account**

- Enter your **email address** and tap **Next**.
- If prompted, enter your **password**




Enter your email

 [ADD GOOGLE ACCOUNT](#)

[PRIVACY AND TERMS](#)


[CONTINUE](#)

- **Follow any additional verification steps (such as two-factor authentication if enabled).**



dsingla@barweb.com.au

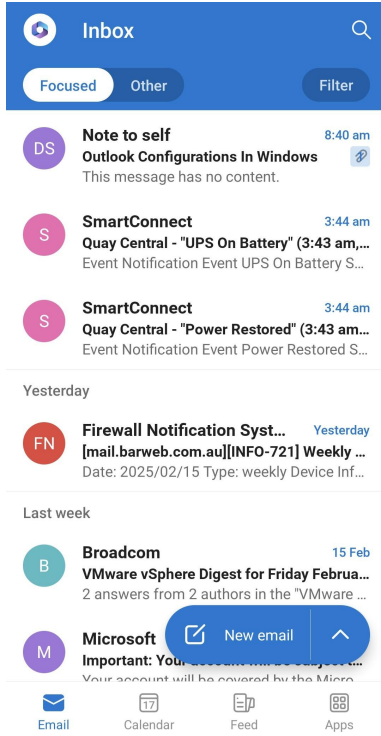
### Approve sign in request

 Are you trying to sign in?  
Barweb Pty Ltd  
dsingla@barweb.com.au  
Enter the number shown to sign in.  
  
[YES](#)  
[NO, IT'S NOT ME](#)  
[I CAN'T SEE THE NUMBER](#)

[Terms of use](#) [Privacy & cookies](#) ...

## Complete Setup:

- **Once signed in, Outlook will automatically sync your emails, contacts, and calendar from the added account.**



Revision #12

Created Wed, Feb 12, 2025 2:39 AM by [Reece Peterson](#)

Updated Sun, Feb 16, 2025 11:17 PM by [Reece Peterson](#)